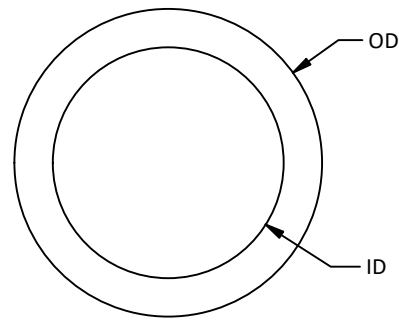
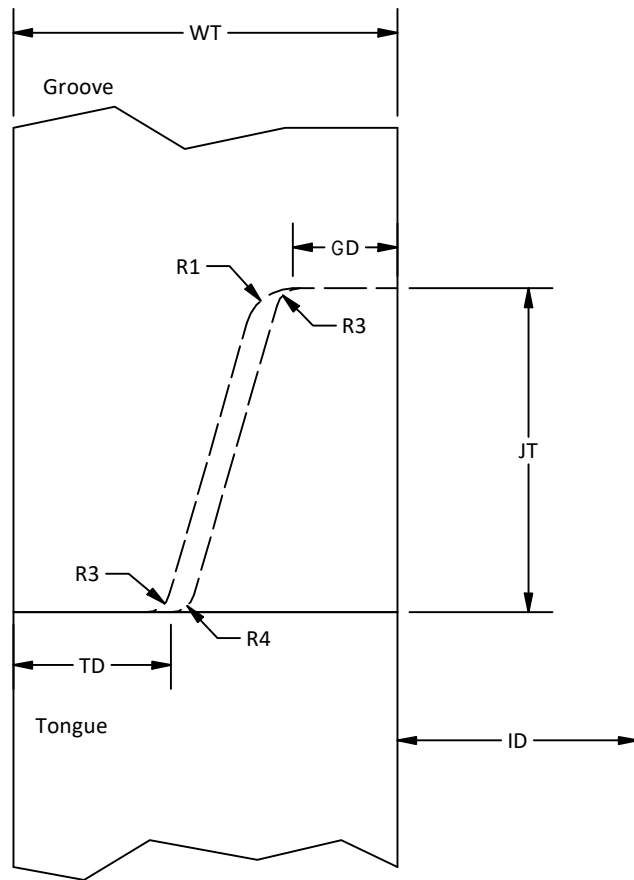


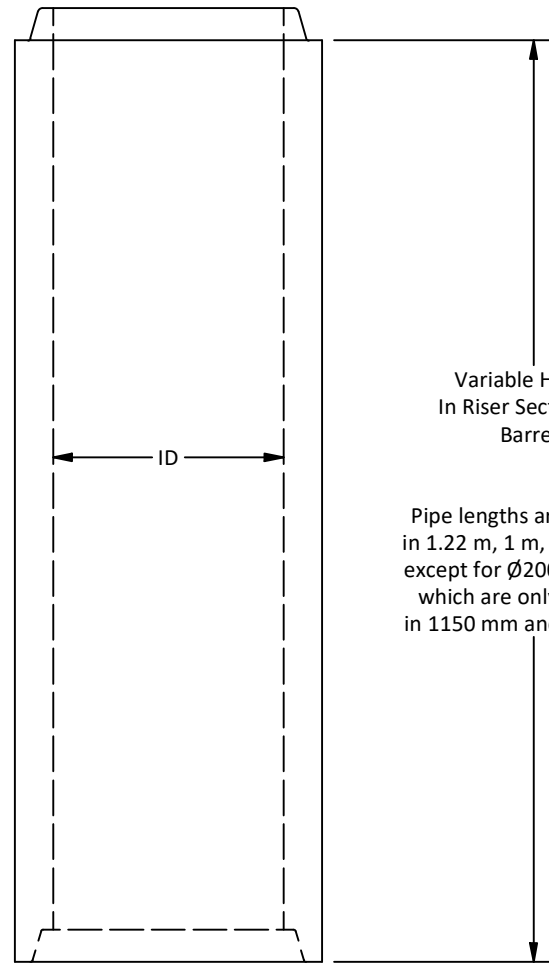
Tongue & Groove Pipe Dimensions						
Nominal Pipe Diameter	Actual Pipe Diameter	"WT" Wall Thickness [mm]	"JT" Joint Length [mm]	"GD" Groove Dim. [mm]	"TD" Tongue Dim. [mm]	Weight [kg/m]
200	203	38	35	13	11	70
250	254	44	40	17	13	102
300	304	50	43	20	17	137
450	457	64	54	24	21	250



Plan View



Joint Detail  
Scale 1:1



Elevation View



Isometric View

Variable Heights  
In Riser Sections for  
Barrels

Pipe lengths are available  
in 1.22 m, 1 m, and 0.91 m,  
except for Ø200 and Ø250,  
which are only available  
in 1150 mm and 1190 mm.

Notes:

1. Tongue and Groove pipe is manufactured to the ASTM C 14, C76 specifications.
2. Tongue and Groove products are used for culverts and for vertical barrel applications.
3. Ø200, Ø250 & Ø300 mm not available in reinforced.
4. 9. All dimensions are in millimeters unless otherwise specified.

Amrize Canada Inc. BC Pipe and Precast are certified Q-Cast Plants, an American Concrete Pipe Association Third Party Certification for the manufacture of Pipe, Manhole, Box Culvert and Precast Items.



All Dimensions are in Millimeters. Unless otherwise Stated



www.amrize.com  
CHILLIWACK 1-800 667-9600 / (604) 533-1656  
DUNCAN (250) 478-9581

DESCRIPTION:

Pipe Detail with  
Tongue and Groove Joint

DRAWN BY: SR	DWG NO.: TG-1
CHK BY: MP	JOB NO.:
DATE: 11-Jul-25	SO NO.:
SCALE: 1:10	REV.:
SIZE: 11 x 17	SHEET 1 OF 1

Quality Assurance of products manufactured by Amrize Canada Inc. BC Pipe and Precast has been verified by the following third party certification programs.



Projection Method:  
THIRD ANGLE



This drawing is the property of the Amrize Canada Inc. All information contained here in is confidential and may not be used in whole or in part without written permission from the owner.