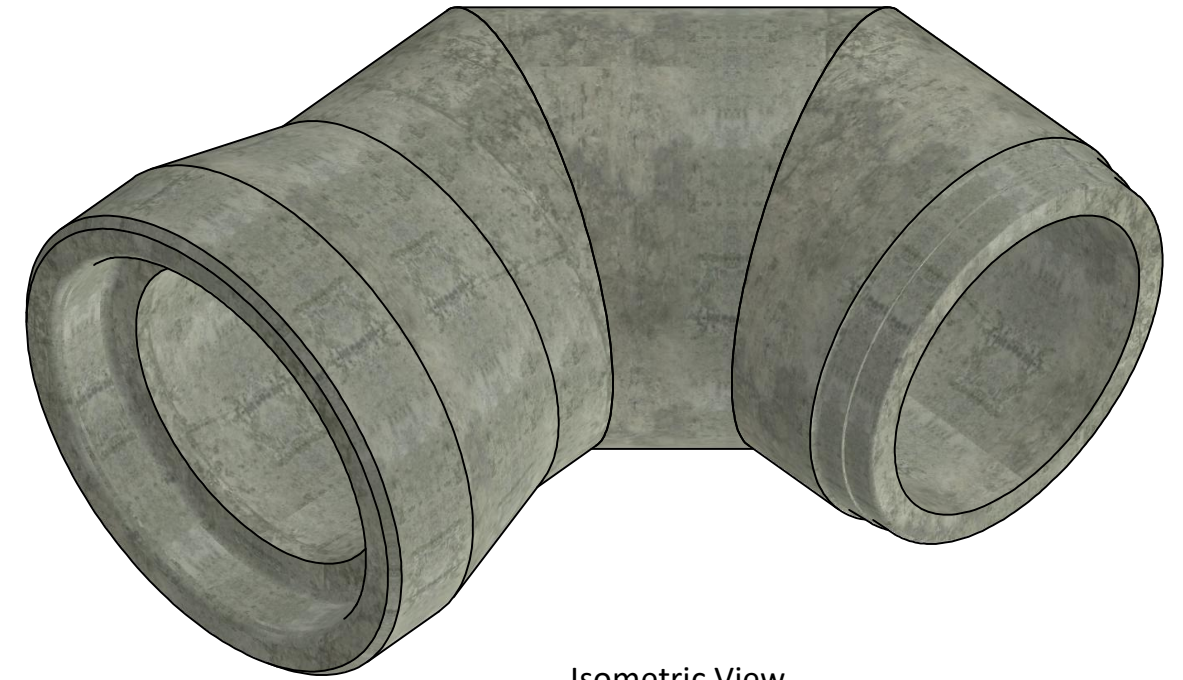
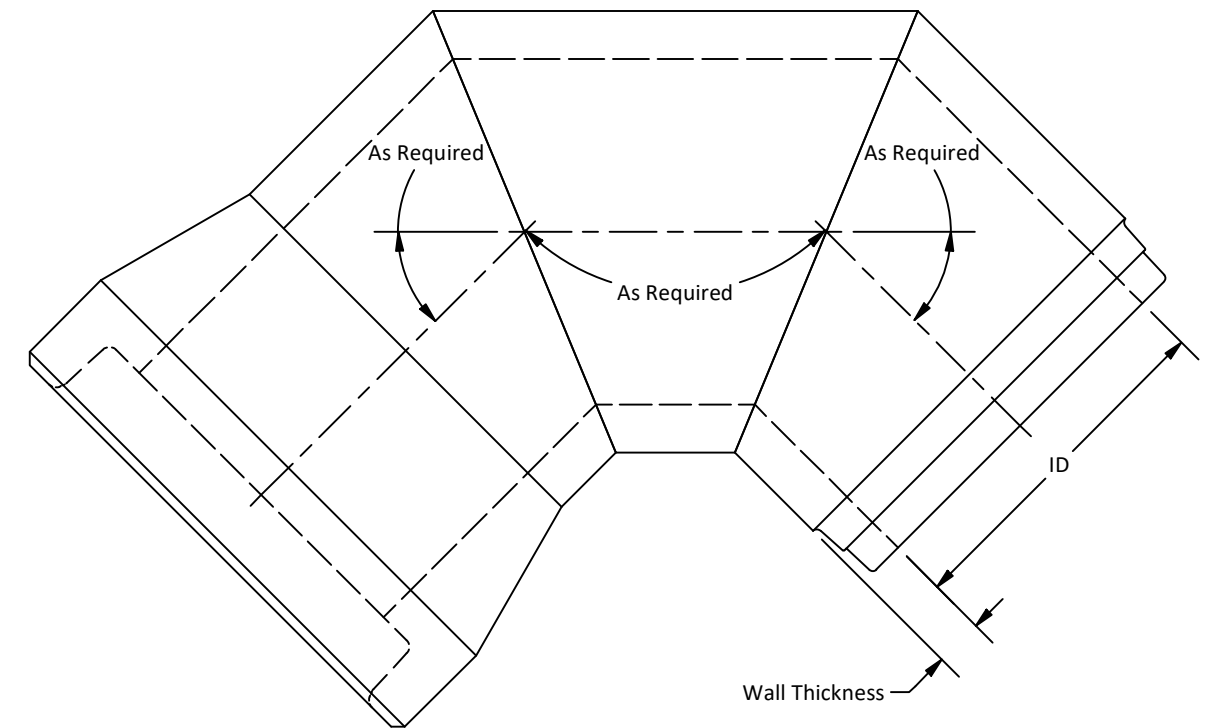
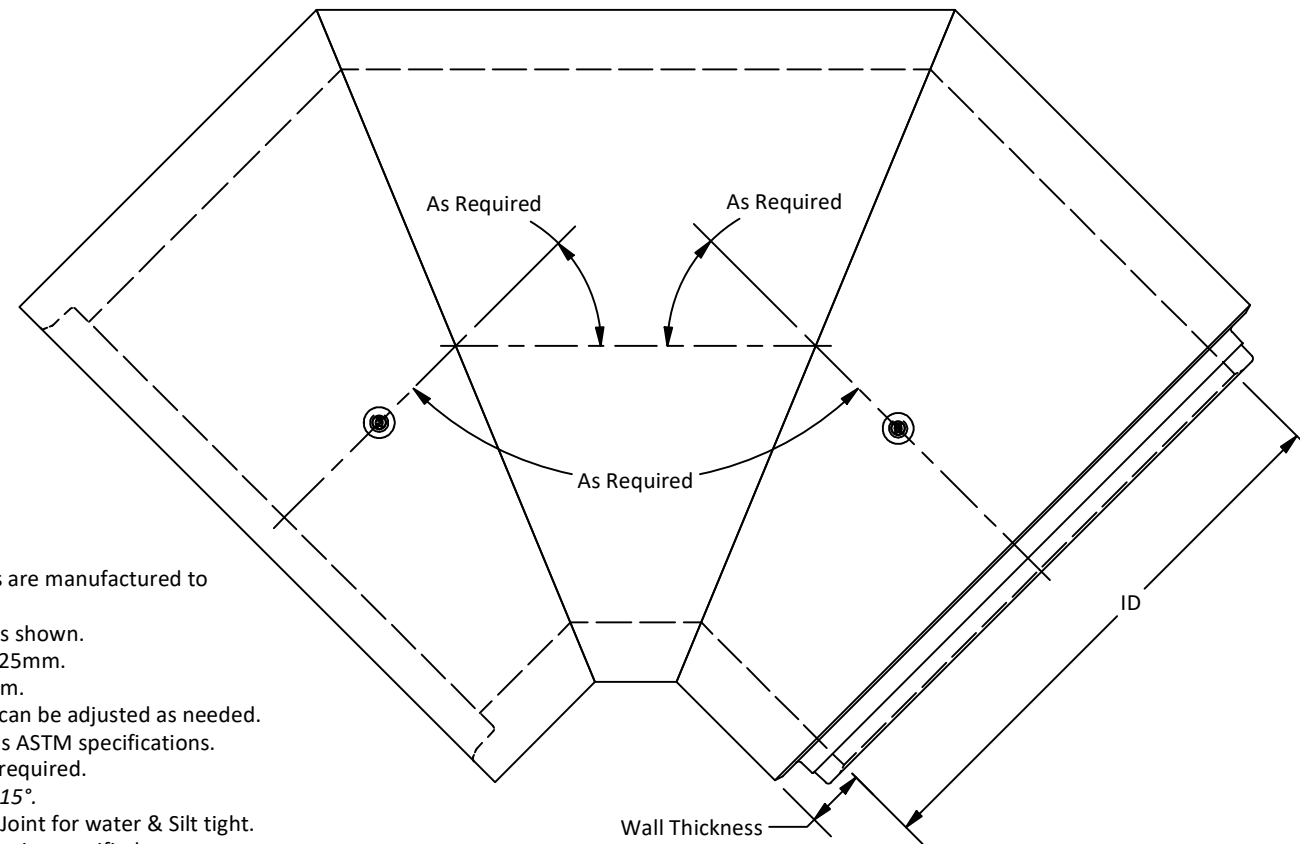


Isometric View



Isometric View



Notes:

1. Reinforced concrete pipe double mitre bends are manufactured to ASTM C76 specifications.
2. Typical single mitre bend arrangements are as shown.
3. Minimum concrete cover for reinforcement: 25mm.
4. Lay lengths available up to a maximum of 2.5m.
5. Different pipe sizes are available, and angles can be adjusted as needed.
6. Minimum concrete strength meets or exceeds ASTM specifications.
7. Supplied with a Starcon-style lifting insert as required.  
*Note: Sling angle to vertical must not exceed 15°.*
8. Unit supplied with Tylox SuperSeal Gasketed Joint for water & Silt tight.
9. All dimensions are in millimeters unless otherwise specified.

Amrize Canada Inc. BC Pipe and Precast are certified Q-Cast Plants, an American Concrete Pipe Association Third Party Certification for the manufacture of Pipe, Manhole, Box Culvert and Precast Items.



All Dimensions are in Millimeters. Unless otherwise Stated



www.amrize.com  
CHILLIWACK 1-800 667-9600 / (604) 533-1656  
DUNCAN (250) 478-9581

DESCRIPTION:

Double Mitre Bend

DRAWN BY: SR

DWG NO.: DM-1.0

CHK BY: MP

JOB NO.:

DATE: 11-Jul-25

SO NO.:

SCALE: 1:30

REV.:

SIZE: 11 x 17

SHEET 1 OF 1

Quality Assurance of products manufactured by Amrize Canada Inc. BC Pipe and Precast has been verified by the following third party certification programs.



Projection Method: THIRD ANGLE



This drawing is the property of the Amrize Canada Inc. All information contained here in is confidential and may not be used in whole or in part without written permission from the owner.