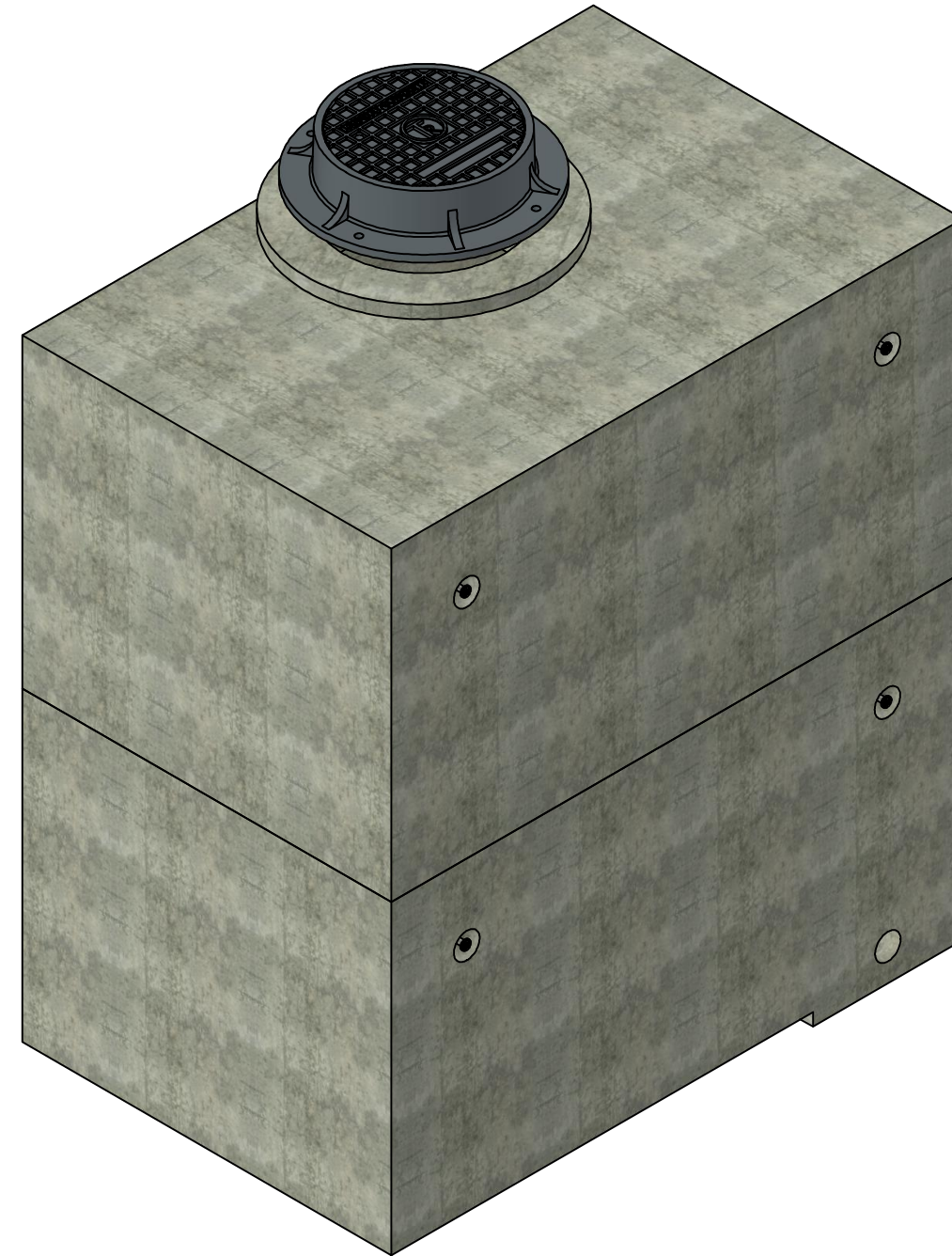


PART LIST			
ITEM	QTY	PART NUMBER	MASS
1	1	Bottom Section	3804.3 kg
2	1	Top Section	3701.4 kg
3	1	Spacer Ring 635 x 51	46.3 kg
4	1	TR 18 Cover	55 kg
5	1	TR 18 Frame	121.9 kg
6	8	5T x 85mm Lifitng Insert	0.4 kg
7	1	Grate	1.6 kg



Isometric View

Notes:

- 2122 Reinforced concrete water meter chamber is built as shown.
- Unit designed to withstand BCL-625 or AASHTO HS20 live loading.
- Concrete vault designed for the following earth covers:
Minimum: 0 m.
Maximum: 2.5 m.
- Unit supplied with an opening for access as required.
- Unit supplied with a knock-out for inlet/outlet as required.
- Ø102 mm of drainage hole will be provided with a 250 x 250 mm sump as shown
- Unit supplied with lifting insert as required. Starcon style min. 5T/ 85mm Lifting Insert to be used.
Note: Sling angle to the vertical is no more than 15°.
- Unit to be installed with Con-Seal 202- Butyl Rubber Sealant for a watertight joint.
- Bottom chamber supplied with trench, complete with grate as shown.
- Unit supplied with Ø102 mm drainage hole as shown.
- Minimum rebar yield strength: 400 MPa. (Steel Grade: CSA G30.18-400 Weldable)
- Minimum concrete strength: 35 MPa.
- Vault interior can be supplied with white paint for improved visibility and cleanliness/cleanliness and the exterior can be damproofed using CS-55 or an approved equivalent.
- All dimensions are in millimeters unless otherwise specified.

Amrize Canada Inc. BC Pipe and Precast are certified Q-Cast Plants, an American Concrete Pipe Association Third Party Certification for the manufacture of Pipe, Manhole, Box Culvert and Precast Items.



All Dimensions are in Millimeters. Unless otherwise Stated



www.amrize.com
CHILLIWACK 1-800 667-9600 / (604) 533-1656
DUNCAN (250) 478-9581

DESCRIPTION:

2122 Water Meter Chamber
Standard Drawing

DRAWN BY: SR	DWG NO.: N/A
CHK BY: MP	JOB NO.: 2122-WM
DATE: 08-Sep-25	SO NO.:
SCALE: 1:20	REV.:
SIZE: 11 x 17	SHEET 1 OF 2

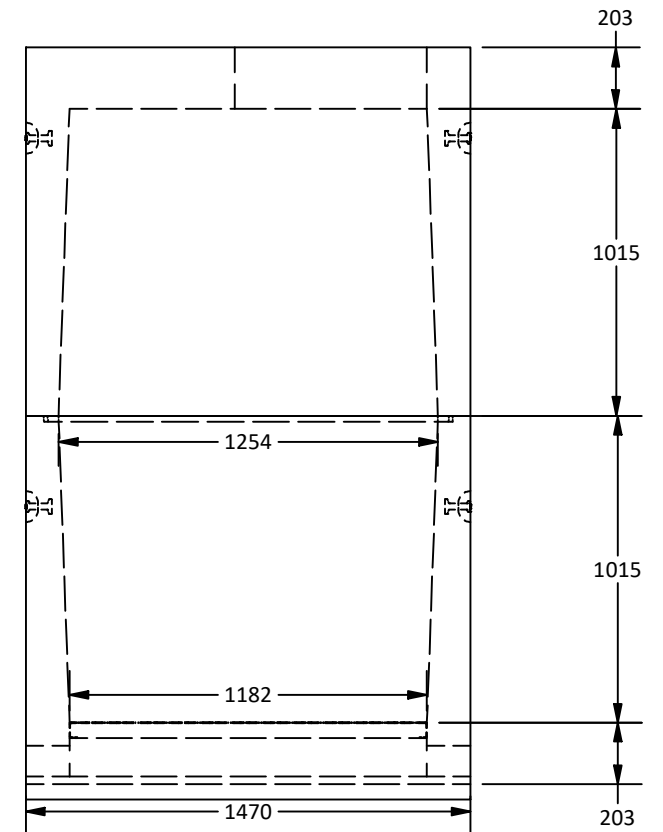
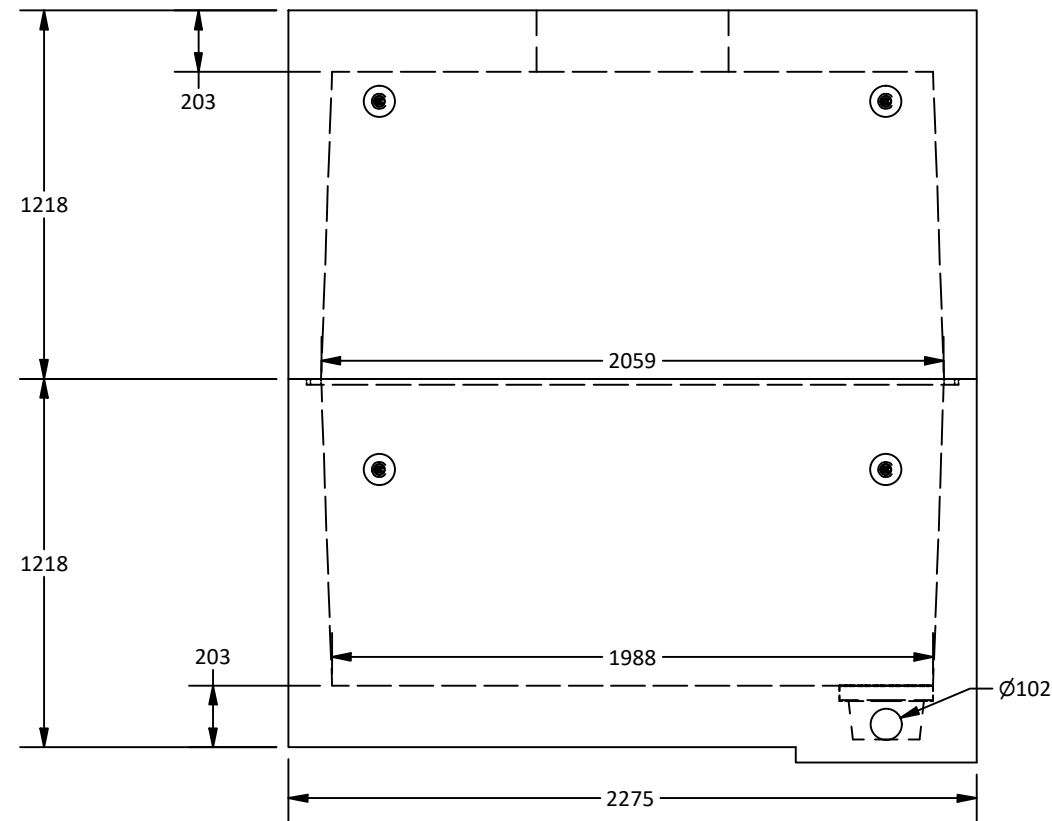
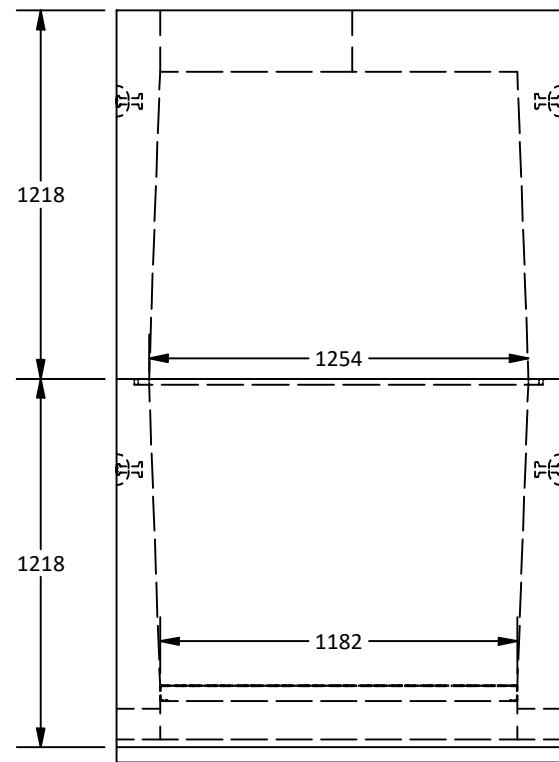
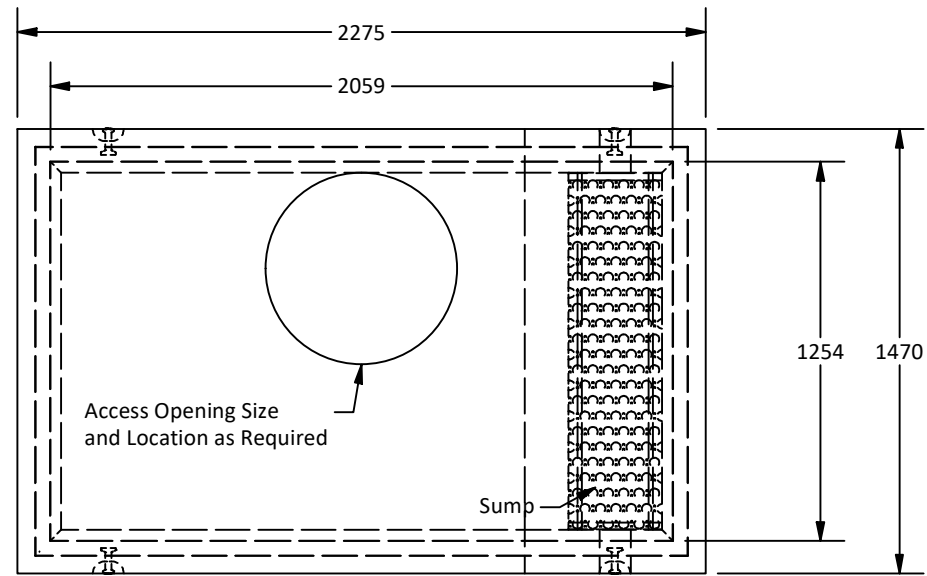
Quality Assurance of products manufactured by Amrize Canada Inc. BC Pipe and Precast has been verified by the following third party certification programs.



Projection Method:
THIRD ANGLE



This drawing is the property of the Amrize Canada Inc. All information contained here in is confidential and may not be used in whole or in part without written permission from the owner.



Amrize Canada Inc. BC Pipe and Precast are certified Q-Cast Plants, an American Concrete Pipe Association Third Party Certification for the manufacture of Pipe, Manhole, Box Culvert and Precast Items.



All Dimensions are in Millimeters. Unless otherwise Stated



www.amrize.com
CHILLIWACK 1-800 667-9600 / (604) 533-1656
DUNCAN (250) 478-9581

DESCRIPTION:

2122 Water Meter Chamber
Standard Drawing

DRAWN BY: SR

DWG NO.: N/A

CHK BY: MP

JOB NO.: 2122-WM

DATE: 08-Sep-25

SO NO.:

SCALE: 1:25

REV.:

SIZE: 11 x 17

SHEET 2 OF 2

Quality Assurance of products manufactured by Amrize Canada Inc. BC Pipe and Precast has been verified by the following third party certification programs.



Projection Method: THIRD ANGLE



This drawing is the property of the Amrize Canada Inc. All information contained here in is confidential and may not be used in whole or in part without written permission from the owner.