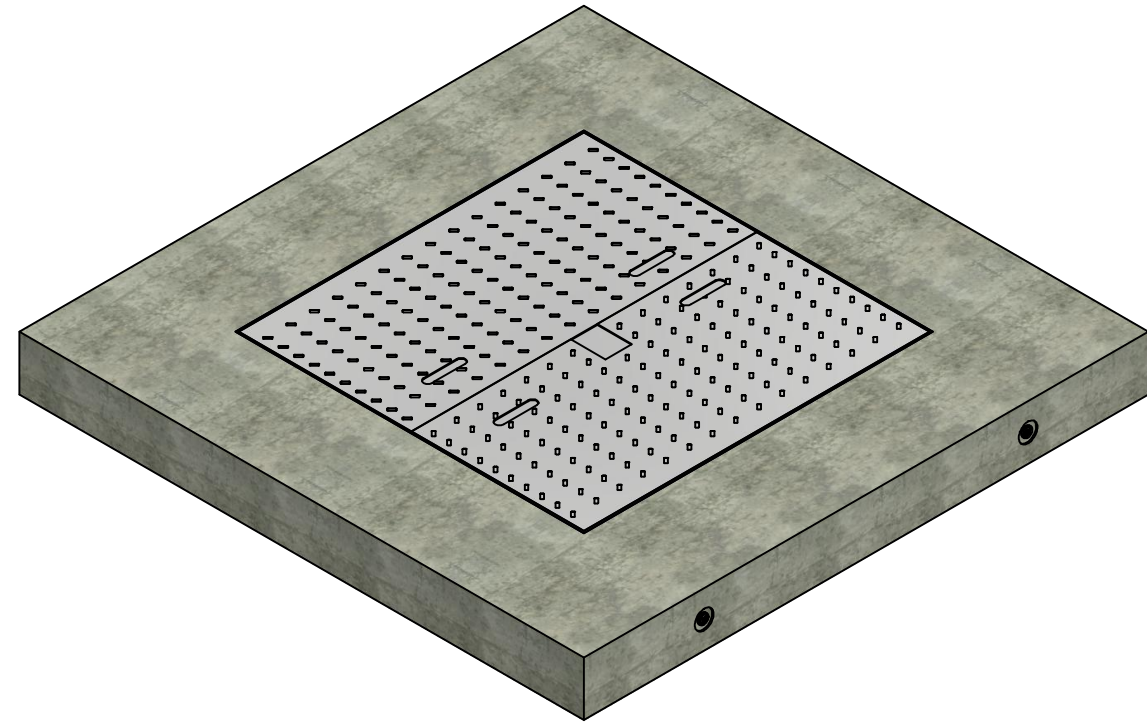
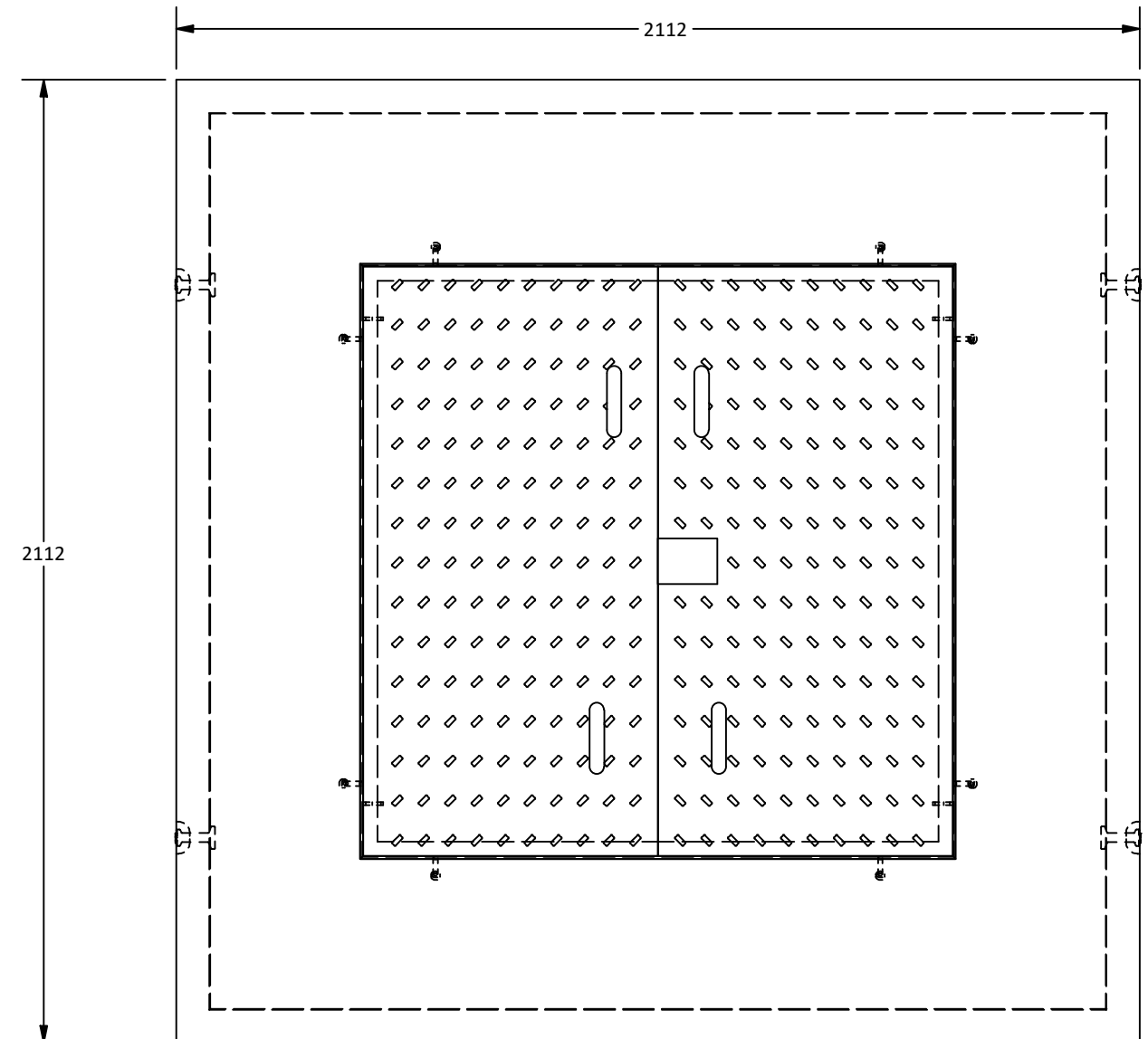


PART LIST	
PART NUMBER	MASS
1.8 x 1.8 Lid	1557.47 kg
Frame	19.12 kg
19mm Nelson	0.36 kg
Hinge	0.25 kg
Hatch	200.68 kg
5T x 85mm Lifting Insert	0.4 kg

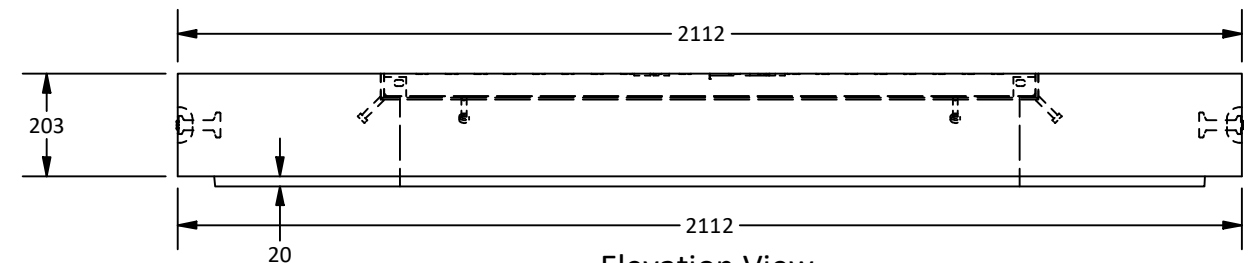
Amrize Canada Inc. steel access lid provided on this vault is designed for off-street locations that may occasionally receive a AASHTO H20 wheel load. This manufactured lid has been proof of design tested by applying a loading excess of 16,000 lbs. over a 10" x 20" area plus a 30% impact factor [minimum 20,800 lbs. or 104 lbs. per sq. in.]. This lid is not designed for "Direct Traffic or for use in a road way exposed to repetitive traffic loading or vehicles traveling in speeds in excess of 10MPH".



Isometric View



Plan View



Elevation View

Notes:

- 1.8 x 1.8 Reinforced concrete lid is built as shown.
- Unit supplied with lifting insert as required. Starcon style min. 5T/ 85mm Lifting Insert to be used.  
*Note: Sling angle to the vertical is no more than 15°.*
- Unit to be installed with Con-Seal 202- Butyl Rubber Sealant for a watertight joint.
- Minimum rebar yield strength: 400 MPa. (Steel Grade: CSA G30.18-400 Weldable)
- Minimum concrete strength: 35 MPa.
- All dimensions are in millimeters unless otherwise specified.

Amrize Canada Inc. BC Pipe and Precast are certified Q-Cast Plants, an American Concrete Pipe Association Third Party Certification for the manufacture of Pipe, Manhole, Box Culvert and Precast Items.



All Dimensions are in Millimeters. Unless otherwise Stated



www.amrize.com  
CHILLIWACK 1-800 667-9600 / (604) 533-1656  
DUNCAN (250) 478-9581

This drawing is the property of the Amrize Canada Inc. All information contained here in is confidential and may not be used in whole or in part without written permission from the owner.

Quality Assurance of products manufactured by Amrize Canada Inc. BC Pipe and Precast has been verified by the following third party certification programs.



Projection Method: THIRD ANGLE



DESCRIPTION:

1.8 x 1.8 Lid Vault with Double Door Hatch  
Standard Drawing

DRAWN BY: SR	DWG NO.: 1.8 x 1.8 Lid - DD Hatch
CHK BY: MP	JOB NO.:
DATE: 08-Aug-25	SO NO.:
SCALE: 1:15	REV.:
SIZE: 11 x 17	SHEET 1 OF 1